

---

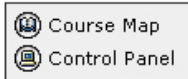
## Adding a Banner Image

---

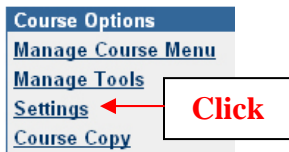
A banner image helps individualize the course site and distinguish it from others.

### Follow these steps...

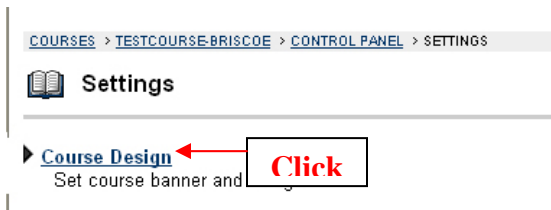
1. Go to the "Control Panel" of the course.



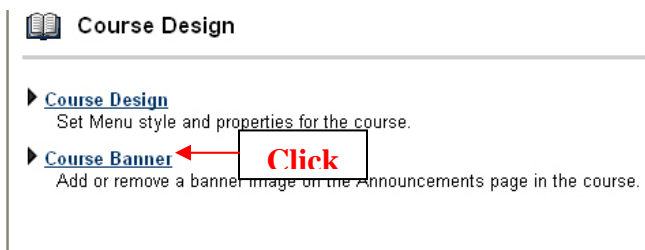
2. Under "Course Options," Click on "Settings."



3. Click on "Course Design."



4. Click on "Course Banner."



5. Next to "New Banner Image", click the "Browse" button and find your banner image on your desktop or hard drive.

6. Click "Submit."

## 1 Select Banner

The banner appears at the top of the Announcements page.

Current banner image:

**Welcome to Blackboard 6**

This area  
dimension is  
400 x 60.

5

New banner image:

Browse...

Click

Remove this banner.

## 2 Submit

Click **Submit** to finish. Click **Cancel** to quit.

6

Cancel

Submit

### Your banner image should:

- be a web-ready gif or jpg file
- match your overall course color-scheme
- correspond with your course content

Banner images can either be custom made with a program like Photoshop, Paint Shop Pro or MS Paint.

### The final banner on the Announcement page should appear as below:

The screenshot shows the Blackboard interface. At the top, there is a navigation bar with tabs for 'My UNCG', 'Courses', 'Organizations', 'FAQs', 'Library', and 'Content System'. On the right side of the navigation bar are icons for 'Home', 'Help', and 'Logout'. Below the navigation bar is a sidebar with a list of menu items: 'Announcements', 'Course Information', 'Staff Information', 'Course Documents', 'Assignments', 'Communication', 'Discussion Board', 'External Links', 'Tools', 'Syllabus', and 'Books'. The main content area displays the breadcrumb 'COURSES > TESTCOURSE@BRISCOE > ANNOUNCEMENTS'. Below this is a large banner with the text 'Welcome to Blackboard 6'. Underneath the banner are four buttons: 'VIEW TODAY', 'VIEW LAST 7 DAYS', 'VIEW LAST 30 DAYS', and 'VIEW ALL'. Below these buttons is a date range 'September 14, 2004 - September 21, 2004'. Below the date range is the text 'No announcements found.'. At the bottom center of the page is the University of North Carolina logo.