

UNCG Math Placement Test in Blackboard Instructions

Description: This document provides students with step by step instructions on how to access the Math Placement Test in blackboard.

Requirements:

1. UNCG blackboard account.
2. Enrollment access code. [contact department of Mathematical Sciences

In order to obtain the code: matplace@uncg.edu]

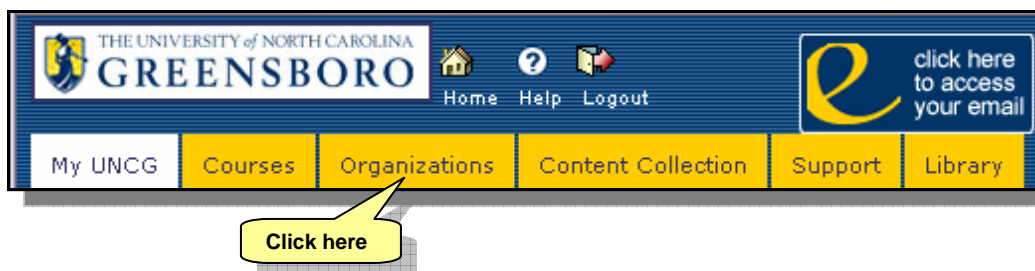
Step 1: Login to blackboard

<https://blackboard.uncg.edu>



The screenshot shows the Blackboard @ UNCG login page. At the top, there is a navigation bar with the UNCG logo, "Home", "Help", and "Login" links, and a "click here to access your email" button. Below the navigation bar, there are tabs for "Blackboard @ UNCG", "Support", and "Library". The main content area is titled "Blackboard @ UNCG" and contains two sections. The left section is titled "Login Here" and contains a login form with fields for "Username:" and "Password:", a "Forgot your password?" link, and a "Login" button. The right section is titled "Blackboard @ UNCG" and contains a "Questions About Blackboard? Visit Our New Support Area!" heading, a "Q&A" icon, and text that says "Click on the Support Tab above. The new blackboard support area features discussion forums and a blackboard documentation area. You will also find links to online forms to manage your computer accounts at UNCG."

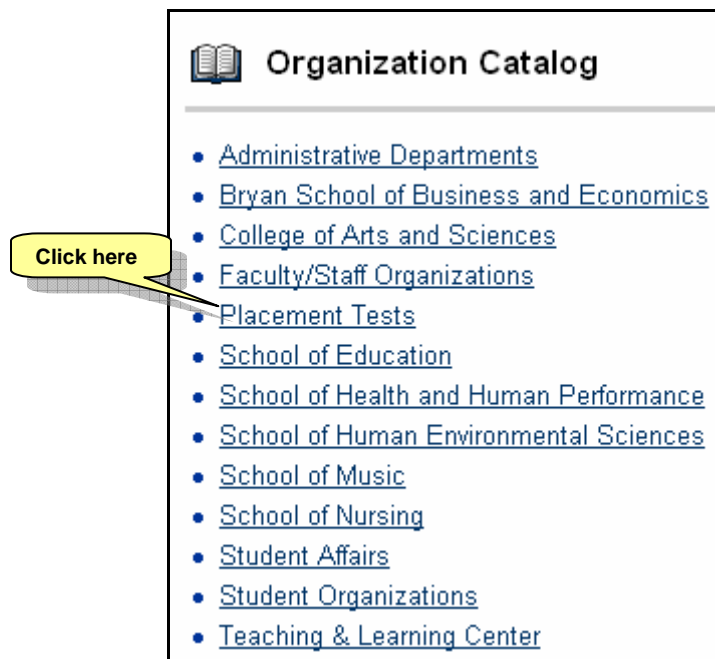
Step 2: Click on the "Organizations" Tab



The screenshot shows the Blackboard @ UNCG navigation bar. At the top, there is a navigation bar with the UNCG logo, "Home", "Help", and "Logout" links, and a "click here to access your email" button. Below the navigation bar, there are tabs for "My UNCG", "Courses", "Organizations", "Content Collection", "Support", and "Library". The "Organizations" tab is highlighted in yellow. A yellow callout box with the text "Click here" points to the "Organizations" tab.

Step 3: Click on "Placement Tests"

1. Under the Organization Catalog, click on "Placement Tests"



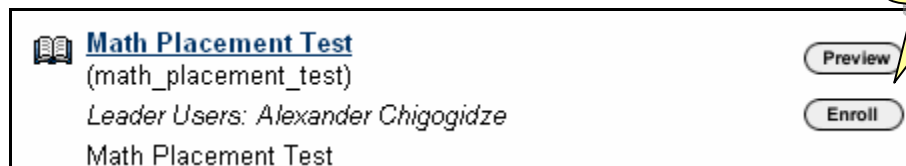
Organization Catalog

- [Administrative Departments](#)
- [Bryan School of Business and Economics](#)
- [College of Arts and Sciences](#)
- [Faculty/Staff Organizations](#)
- [Placement Tests](#)
- [School of Education](#)
- [School of Health and Human Performance](#)
- [School of Human Environmental Sciences](#)
- [School of Music](#)
- [School of Nursing](#)
- [Student Affairs](#)
- [Student Organizations](#)
- [Teaching & Learning Center](#)

A yellow callout bubble with the text "Click here" points to the "Placement Tests" link in the list.

Step 4: Enroll

1. Click on the "Enroll" button next to Math Placement Test.



Math Placement Test
(math_placement_test)
Leader Users: Alexander Chigogidze
Math Placement Test

Preview
Enroll

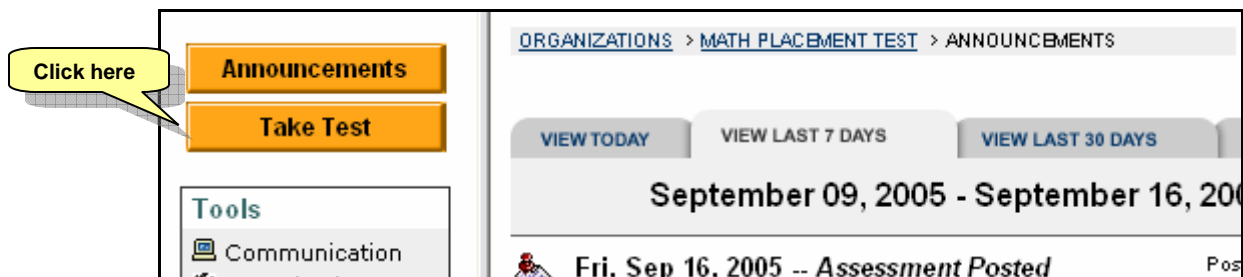
A yellow callout bubble with the text "Click here" points to the "Enroll" button.

2. Enter the enrollment access code in the area provided and click "Submit"

3. Click "OK" to continue.

Step 5: Take Placement Test

1. Click on the "Take Test" button on the left and follow the instructions on the screen.



Announcements
Take Test

Tools
Communication

ORGANIZATIONS > MATH PLACEMENT TEST > ANNOUNCEMENTS

VIEW TODAY VIEW LAST 7 DAYS VIEW LAST 30 DAYS

September 09, 2005 - September 16, 2005

Fri, Sep 16, 2005 -- Assessment Posted

A yellow callout bubble with the text "Click here" points to the "Take Test" button.