

PSC 100-02: American Politics
212 Graham Building
MWF, 11:00-11:50
Spring 2010

Professor David B. Holian

Office: 229 Graham Building

Office Hours: T 2:00-3:30, W 3:30-5:00, and by appointment

Telephone: 256-0514

Email: dbholian@uncg.edu


Course Description

Politics is all around us.

Whether we like it or not—and recently, it seems, we do not—politicians and bureaucrats at all levels of government make decisions that influence our lives for better and worse. **The president** is the instantly recognizable symbol of our country, and in many ways the most powerful person in the world. **Members of Congress** vote on arcane amendments to bills that can have wide-reaching implications in our society for who gains ground and who loses it. **Supreme Court justices**, residing in what the Founders assumed to be the “least dangerous branch” of government, write opinions that define the rights the Constitution recognizes, and that interpret the liberties it grants. **Bureaucrats** at all levels of government implement the rules and regulations that impose order on society, but that also make us furious about inefficiency and delays in receiving the benefits for which we are entitled.

Whether our futures, or those of our friends and neighbors, take us into the business world, the court room, the state assembly, the school house, or the unemployment line, politics will certainly affect us. Because we’re all going to have to deal with the political process, we should come to a better understanding of how it works. To do this, we will consider the **founding documents** that outline our fundamental liberties and delineate our jealously held rights; the **institutions**, including the executive branch, the Congress, the courts, and the bureaucracy, that share power in Washington; the **behavior of citizens** like ourselves who are supposed to hold these institutions accountable for their actions; and the **linkage institutions**—public opinion, political parties, interest groups, elections, the media—that connect citizens to their government.

The questions we will consider are the same questions that political scientists ask every day. Why do citizens have such a low opinion of the U.S. Congress, yet continue to re-elect their incumbent representatives every two years? Can the president, mustering all of his or her formal and informal powers, possibly live up to our high expectations? Does public opinion constrain the actions of members of Congress, or do our representatives act as they please? How do individuals organize themselves and express their interests in such a way that those in power will pay attention? Does the democratic process work for the few or for the many? Are citizens’ voting decisions “rational”? Is it even rational to vote in the first place? The goal of this course is to understand and begin to answer these questions—and many others.



Course Goals

By the end of the semester, students should be able to:

- identify and critique the compromises made at the American founding;
- discuss the various institutions that form our government;
- appreciate the problems associated with democratic government, including Americans' relatively the low level of political participation;
- critically analyze information, including public opinion poll results, presented in a variety of ways, including in tables, maps, and graphs.

Course Requirements

The overall grade for the course will be determined as follows:


In-Class Assignments	20%
Exam #1 - Exam #4 (20% each)	<u>80</u>
	100%

All exams will be graded on a 100-point scale. When calculating final course grades, I will calculate each student's overall numerical average, including that for the in-class and homework assignments, and use the following table to convert these averages to letter grades:

Letter scale	Numerical ranges for final grades	Letter scale	Numerical ranges for final grades
A+	>=98	C	>=72, <77
A	>=92, <98	C-	>=70, <72
A-	>=90, <92	D+	>=67, <70
B+	>=87, <90	D	>=62, <67
B	>=82, <87	D-	>=60, <62
B-	>=80, <82	F	>=60
C+	>=77, <80		

• Attendance

Skipping class and reading someone else's notes will not teach you enough about American politics, even if you manage to pass the exams. Moreover, the classroom is the place where you absorb lecture material, ask questions, and discuss concepts with classmates. If you plan



on getting anything out of the class, be here. I've designed the assignments to reward those who prepare for and show up in class. Full credit for these exercises will be rewarded for satisfactorily completing simple assignments based on readings and lectures.

Note that I have based 20% of your grade on completing a variety of assignments. Consistent attendance can turn a B average on exams into an A for the class. On the other hand, consistent absences can turn a C into a D or worse. If you don't think a 100-level course is worth attending, or just don't like coming to class, period, do yourself a favor: Drop this one.

- **Exams**

The exams will be held in class on February 12, March 22, April 14, and May 12. The last exam is *not* comprehensive.


These exams will include multiple choice, short answer, and comparative identification questions drawn from the readings, lectures, and current events in American politics. The exams are designed to keep you current in the reading and to help you keep track of the detailed material that you will learn. Exam questions will be descriptive and analytic. That is, a question may be as simple and descriptive as how many members populate the House of Representatives; or, you may be asked to compare and contrast the functions of the House and the Senate, given their formal and informal rules. Therefore, memorization alone will not suffice for these exams. You will have to think about the material, particularly how the various concepts that we discuss relate to each other.

- **Exam Make-Up Policy**

There is a very specific make-up policy for these exams. *Read this section carefully as students are responsible for knowing and following this policy.* If you cannot take an exam at the assigned time because of health or personal reasons, you may take one make-up exam, subject to the following conditions.

(a) You must notify me before the exam. Email is okay; phones are okay too. Advance notification *is not negotiable*. If you have to miss an exam, you will know ahead of time. If you do not get in touch with me before the exam, you may not take a make up. That is, you receive a non-negotiable zero for that exam. I want to accommodate those people who cannot take an exam on a certain date, not those who pick up the syllabus for the first time and discover they have missed an exam.

(b) No one may take more than one make up. This would create an administrative nightmare. I will accommodate people who break their right arm on February 12 and their left arm on March 22, if they have the doctor's note and the casts to confirm such bad luck. But anyone with less dramatic situations will have to settle for one make up and a zero on a second missed exam.



(c) All make-up exams will be given on the same date at the same time and place. I will announce the date, time, and place in class. Make-up exams will most likely be given on a Friday afternoon in late April. *There is no make-up opportunity for the fourth exam.*

(d) A final word of warning: students tend to do poorly on make-up exams. Compared to regularly scheduled tests, make-up exams are difficult because you are forced to learn the material out of context. It is hard to go back and study material you first learned weeks before while you're also trying to prepare for the next exam. *Do not take the make-up option unless it is absolutely necessary.*

Finally, please note that incompletes are not available.

- **Special Needs**

If you have any special needs that will affect your ability to learn in this class, please inform me immediately and appropriate steps will be taken to assist you.

- **Classroom Demeanor**

Come to class on time. Turn off cell phones, pagers, and anything else that makes annoying noises. And note this helpful pet-peeve alert: *plan on remaining in class the full 50 minutes.* In other words, do what you have to do so that you don't have to leave during class without good reason. Sauntering in and out of class is disruptive to other students and disrespectful to me.


Concerning laptops: The only reason to bring a laptop to this class is to take notes. All students who use laptops must sit at the front of the classroom, in one of the first four rows. There are no exceptions. Because there are only a couple of available electrical outlets, students using laptops should make sure their batteries are charged sufficiently to last the 50 minutes.

- **Cheating & Plagiarism**

The university's Academic Honor Policy, which addresses the consequences of cheating and plagiarism, is available via the web at:

<http://academicintegrity.uncg.edu/complete/>

The Honor Policy defines cheating as follows: "Intentionally using or attempting to use unauthorized materials, information, or study aids in any academic exercise. Cheating includes but is not limited to unauthorized copying from the work of another student, using notes or other materials not authorized during an examination, giving or receiving information or assistance on work when it is expected that a student will do his/her own work, or engaging in any similar act that violates the concept of academic integrity."



Exams are closed book, closed notes. Collaborative work during the exams is considered cheating. You may study together if you like but think for yourselves.

• **Required Texts**


The following text is available at the university bookstore.

[KTR] Barbour, Christine and Gerald C. Wright. 2009. *Keeping the Republic: Power and Citizenship in American Politics*, Third Brief Edition. Washington, DC: CQ Press.

I will also assign supplementary readings, via Blackboard, throughout the semester.

Course Outline

Date	Topic	Key Points	Reading
January 20 January 22	Introduction	What is Politics?	Syllabus KTR, pp. 1-23
January 25 January 27 January 29	Political Culture & Ideology	Culture: Ideas That Unite Americans Ideology: Ideas That Divide Americans <i>At Issue: Left, Center, and Right</i>	KTR, pp. 23-39
February 1 February 3 February 5	Politics of the Founding	Articles of Confederation The Constitutional Convention Compromise: Large vs. Small Compromise: North vs. South	KTR, ch. 2
February 8 February 10	Federalism & the Constitution	Compromise: Nation vs. States <i>At Issue: No Child Left Behind</i>	KTR, ch. 3
February 12	EXAM #1		
February 15 February 17 February 19	Civil Liberties	The Bill of Rights Fundamental liberties <i>At Issue: Abortion & Gun Control</i>	KTR, ch. 4
February 22 February 24	Civil Rights	Political Inequality The Court & Civil Rights	KTR, ch. 5
February 26 March 1 March 3 March 5	The Congress	First Among Equals Representation & Lawmaking Congressional Elections <i>At Issue: The Curious Case of the U.S. Senate</i>	KTR, ch. 6



March 8 March 10 March 12	Spring Break		
March 15 March 17 March 19	The Presidency	The Double Expectations Gap The Evolving Presidency <i>At Issue: The Goldilocks Presidency</i>	KTR, ch. 7
March 22	EXAM #2		
March 24 March 26	The Bureaucracy	Policy Making & Implementation Iron Triangles	KTR, ch. 8
March 29 March 31	The Judiciary	The "Least Dangerous Branch" Judicial Review	KTR, ch. 9
April 2	Spring Holiday		
April 5	The Judiciary	<i>At Issue: Politics & the Supreme Court</i>	
April 7 April 9 April 12	Public Opinion	Holding Leaders Accountable What Influences Opinions? <i>At Issue: How's President Obama Doing?</i>	KTR, ch. 10
April 14	EXAM #3		
April 16 April 19 April 21	Political Parties & Interest Groups	The American Party System Interest Group Pluralism <i>At Issue: What Does Money Buy?</i>	KTR, ch. 11
April 23 April 26 April 28 April 30	Voting & Elections	Voting in America How Do Voters Decide? Presidential Elections <i>At Issue: Decision 2012</i>	KTR, ch. 12
May 3 May 4	The Media	The Fourth Branch Agenda Setting & Framing	KTR, ch. 13
May 5	Reading Day		
May 12	EXAM #4 (9 a.m.)		